

Eastside  
collection.

LivingFlame

LIVINGFLAME.CO.NZ



Beautiful fires for beautiful homes

Beautiful fires  
for beautiful  
homes.

**LivingFlame**

LIVINGFLAME.CO.NZ

+64 9 622 1148

INFO@LIVINGFLAME.CO.NZ

343B CHURCH STREET, PENROSE, AUCKLAND



# Living Flame

## Eastside Fireplace Basic Individual Options

### Burner Type & Effect

- Raised Full Burner with Logs & Ember Effect
- Raised Full Burner with All Coals & Ember Effect
- Raised Full Burner with Logs ,Coals & Ember Effect
- Strip Burner with White Cotswold Stones Effect

### Inside of Firebox

- Polished Stainless Steel Sides & Back
- Matt Black Sides & Back
- Glass Sides & Back

### Controls

#### Electronic

- Two Switches on the Wall
- On/Off and High/Low

#### Remote Control

- Must Have Electronics for Remote to Work
- Room Thermostat Operation
- Smart Thermostat Operation
- Choice of 5 Height of Flame Operation



Strip Burner  
White Cotswold Stones  
Painted Matt Black Back and Sides



Strip Burner  
White Cotswold Stones  
Polished Stainless Steel Back and Sides



Raised Full Burner  
Log and Ember Effect  
Polished Stainless Steel Back and Sides

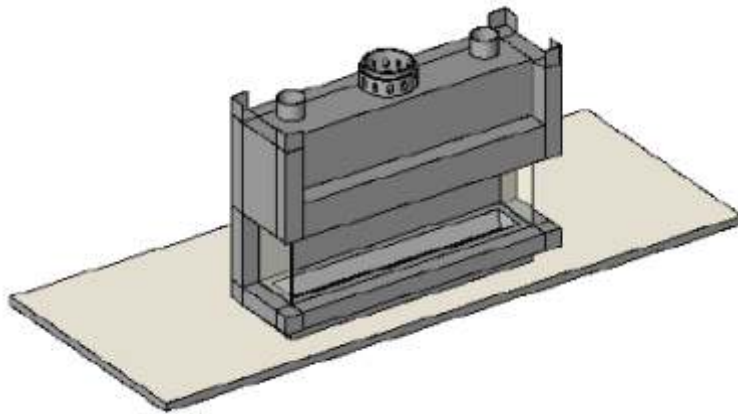


Raised Full Burner  
Log and Ember Effect  
Painted Matt Black Back and Sides



# Eastside Euro

## Designer Fireplaces



### Configuration

Built into the Room

Open Front

Glass Sides

### Size Of Firebox

Height: 1150mm plus 150mm to top of Spigot

Depth: 500mm

Overall Width: 0900, 1100, 1400, 1700, 2000, 2200, 2600, 3200

### Size of Fire Opening

Height: 425mm

Opening Width: 0700, 0900, 1200, 1500, 1800, 2200, 2400, 3000



LivingFlame





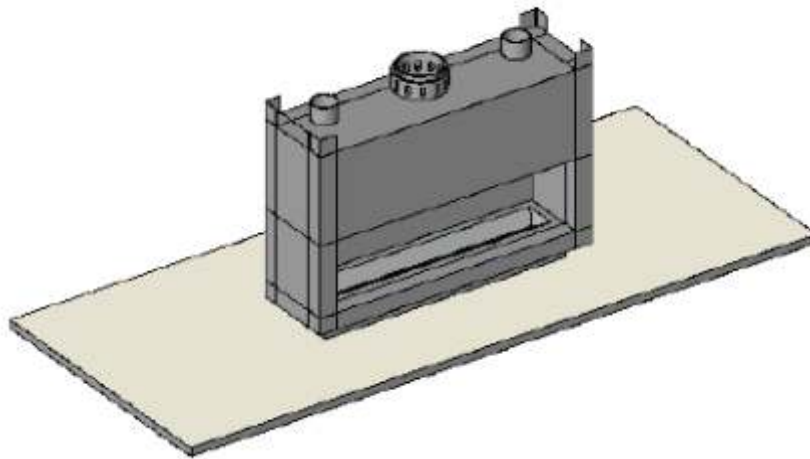
LivingFlame





# Eastside Nova

## Designer Fireplaces



### Configuration

Built into the Wall

Open Front

Solid Sides and Back

### Size Of Firebox

Height: 1150mm plus 150mm to top of Spigot

Depth: 500mm

Overall Width: 0900, 1100, 1400, 1700, 2000, 2200, 2600, 3200

### Size of Fire Opening

Height: 425mm

Opening Width: 0700, 0900, 1200, 1500, 1800, 2200, 2400, 3000



LivingFlame

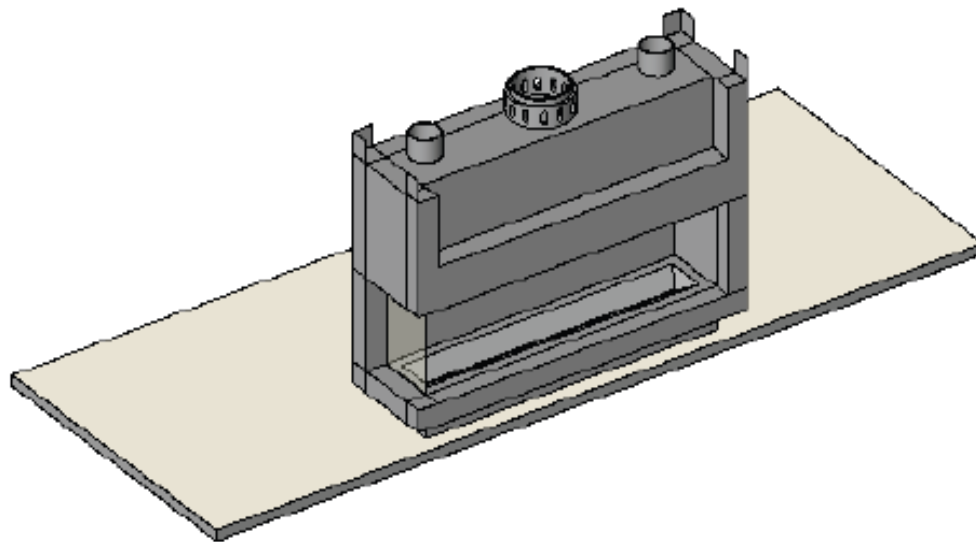


LivingFlame



# Eastside Niche

## Designer Fireplaces



### Configuration

Corner Fireplace

Open Front

Glass Side, Solid Back

### Size Of Firebox

Height: 1150mm plus 150mm to top of Spigot

Depth: 500mm

Overall Width: 0900, 1100, 1400, 1700, 2000, 2200, 2600, 3200

### Size of Fire Opening

Height: 425mm

Opening Width: 0700, 0900, 1200, 1500, 1800, 2200, 2400, 3000



LivingFlame





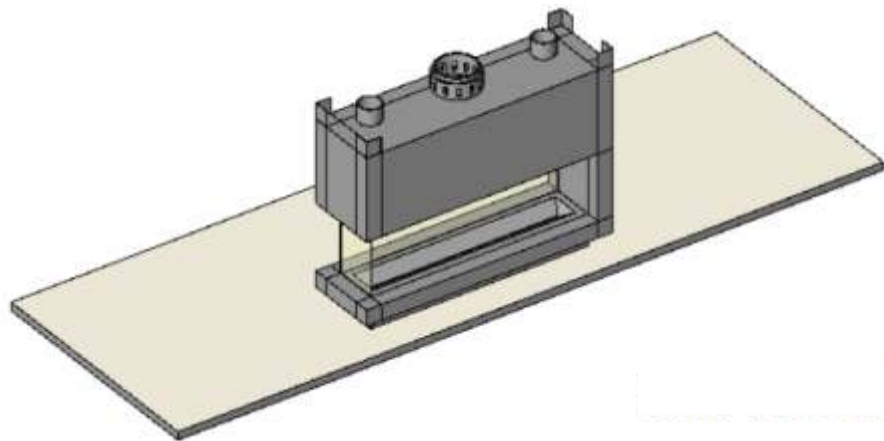
LivingFlame





# Eastside Vista

## Designer Fireplaces



### Configuration

Room Divider

Open Front

Glass Side and Back, Solid Side

### Size Of Firebox

Height: 1150mm plus 150mm to top of Spigot

Depth: 500mm

Overall Width: 0900, 1100, 1400, 1700, 2000, 2200, 2600, 3200

### Size of Fire Opening

Height: 425mm

Opening Width: 0700, 0900, 1200, 1500, 1800, 2200, 2400, 3000



LivingFlame

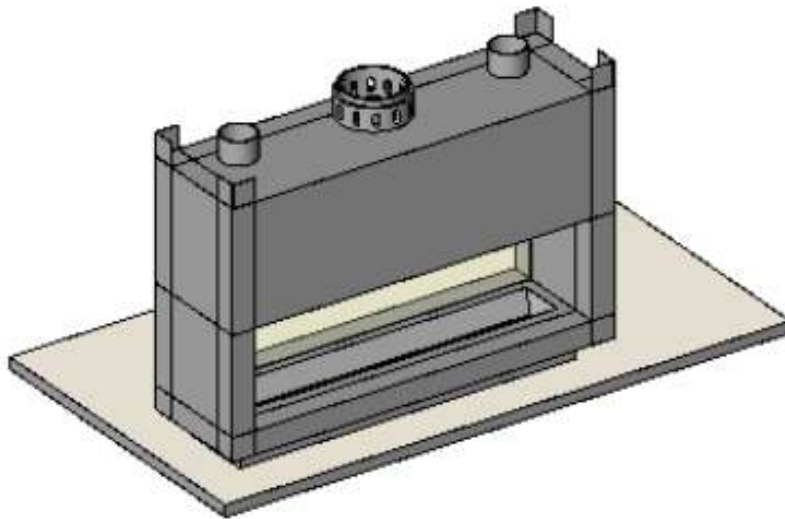


LivingFlame



# Eastside Nook

## Designer Fireplaces



### Configuration

See Through Fireplace

Open Front

Glass Back, Solid Sides

### Size Of Firebox

Height: 1150mm plus 150mm to top of Spigot

Depth: 500mm

Overall Width: 0900, 1100, 1400, 1700, 2000, 2200, 2600, 3200

### Size of Fire Opening

Height: 425mm

Opening Width: 0700, 0900, 1200, 1500, 1800, 2200, 2400, 3000





LivingFlame



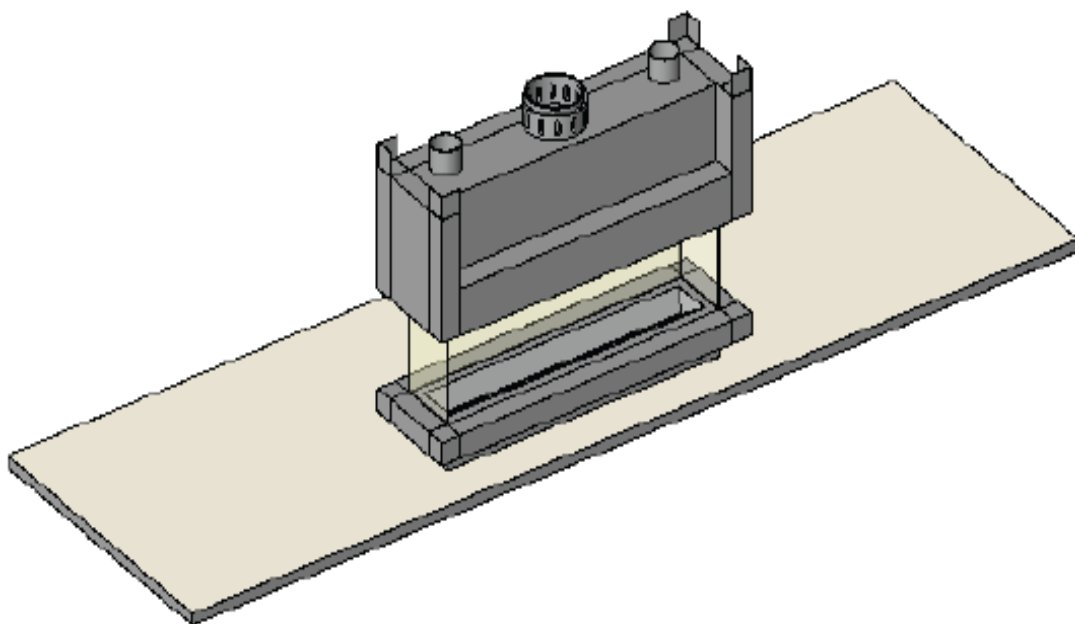


LivingFlame



# Eastside Quattro

## Designer Fireplaces



### Configuration

Room Divider

Open Front

Glass Sides and Back

### Size Of Firebox

Height: 1150mm plus 150mm to top of Spigot


Depth: 500mm

Overall Width: 0900, 1100, 1400, 1700, 2000, 2200, 2600, 3200

### Size of Fire Opening

Height: 425mm

Opening Width: 0700, 0900, 1200, 1500, 1800, 2200, 2400, 3000



LivingFlame



LivingFlame



# Framing an Eastside Euro Fireplace



For the Living Flame Installation Guidelines Manual please contact Living Flame 09 622 1148

# Owner

## Expressed Guarantee 2008

Inbuilt Convector Fireplace Bodies are constructed for a minimum working life of 15 years when installed in compliance with NZ Standards S5261, C1 Outbreak of Fire and Manufacturers Installation, Operating and maintenance Instructions

### FIRE SURE LIFETIME BODY GUARANTEE

This is a Fire Sure Lifetime Replacement Guarantee that covers the Fireplace Body Manufactured by Living Flame Fires and only covers the replacement of the Fire Body where an irreparable defect, due to material or manufacturing failure occurs within the lifetime of the fire. The Fire Sure Lifetime Body Guarantee does not cover faults caused by incorrect installation, incorrect commissioning or misuse and the fire should be installed and maintained in compliance with the Guarantee and all Conditions of the Guarantee fulfilled.

### FIRE SURE LIFETIME BURNER ASSEMBLY GUARANTEE

This is a Fire Sure Lifetime Replacement Guarantee that covers the Fire Burner Tray Manufactured by Living Flame Fires and only covers the replacement of the Fire Burner Tray where an irreparable defect, due to material or Manufacturing Failure occurs within the lifetime of the fire. The Fire Sure Lifetime Assembly Guarantee does not cover faults caused by incorrect installation, incorrect commissioning or misuse, and the fire should be installed and maintained in Compliance with the Guarantee and all conditions of the Guarantee fulfilled.

### ONE YEAR CONTROL ASSEMBLY COVER

This is a One Year Replacement Guarantee that covers the Control Parts used in the manufacturing of a Living Flame Fire. The Manufacturer only covers the replacement of a Control Part where an irreparable defect due to material or manufacturing failure occurs within the First Year from Date of Supply by Living Flame.

### ONE YEAR LABOUR COVER

This is a One Year Guarantee covering the normal Labour charges required to replace components of a Living Flame Fire should a part fail in its first year of service. The One Year Guarantee does not cover faults caused by incorrect installation or commissioning. The refund of associated labour charges are based on our schedule of costs listing services of parts to be charged for, time allotted and costs allowed including travel, when carried out by an approved Living Flame Service Person. Travel is only covered within a 25km radius from either Living Flame Limited in Auckland or our Local Distributor. The fire has to have been installed and maintained in compliance with the Guarantee and all Conditions of the Guarantee must have been fulfilled.

### THREE MONTH PAINT COVER

This is a Three Month Guarantee covering the painted surface of the firebox. It is a Warrantee against paint peeling and flaking off during normal use of the fire. It excludes discoloration as this is a normal property of the painted surface when heated by the flames. It also excludes any scratching of the painted surface that may occur at the time of installation. It is the responsibility of the Installer to touch up any paint surfaces if necessary as it is part of a normal Installation Service. Living Flame recommend refreshing the paint surface at each Annual Service. This does not affect the running of the fire but is aesthetically pleasing to have done. Please check with your Annual Service Provider.

### EXCLUSION FROM GUARANTEE

This Fireplace Replacement Guarantee excludes any costs associated with the removal or replacement on site of the fireplace at the owners request, required for finishing work or refurbishment work to the Fireplace, Surround, Chimney, Flue or Gas Line testing or re-certification, the guarantee is only valid when the fire has been installed in New Zealand.



# Owner

## Expressed Guarantee 2008 contd

### INSTALLATION

Living Flame Fireplaces must be Installed to Comply with:

- New Zealand Standards and building Codes where relevant;
- New Zealand Standards S5261 Installation Gas Code;
- Living Flame Installation Instructions;
- Living Flame Maintenance Instructions.

Living Flame Fireplaces must be installed free from dampness and free from corrosive elements.

Living Flame Fireplaces must be installed with an unrestricted Flue or Chimney.

Living Flame Fireplaces must be installed by a suitable Qualified Person and a Certificate of Compliance must be made by a Registered Certifying Engineer under the New Zealand Gas Act.

### GUARANTEE AND WARRANTY VALIDITY

Guarantee Claims will only be considered when completed by Living Flame approved Service Person in accordance with Living Flame procedures.

#### Operating

Living Flame Fireplaces must be operated in accordance with Living Flame Operating Instructions.

Living Flame Fireplaces should be used only for the burning of gas fuels: Natural Gas, Liquid Petroleum Gas or Propane Gas. The type of gas to be used should be specified at the time of ordering the unit.

Living Flame Fireplaces must only be operated with a Living Flame Gas Insert Fire that has been commissioned to Living Flames Commissioning Instructions.

#### Maintenance

Living Flame Fireplaces must be maintained, cleaned and re-commissioned annually as should all Gas Appliances.

#### Domestic Users

Living Flame Fireplaces should be inspected, cleaned, serviced and re-commissioned at least once yearly throughout the lifetime of the fire to maintain the guarantee.

#### Commercial Users

Living Flame Fireplaces should be inspected, cleaned, serviced and re-commissioned at least twice yearly throughout the lifetime of the fire to maintain the guarantee

THIS GUARANTEE SHOULD BE KEPT IN A SAFE PLACE ALONG WITH THE OPERATING INSTRUCTIONS

# Ask us about the Custom Made Eastside Fires



LivingFlame

Beautiful fires  
for beautiful  
homes.

**LivingFlame**  
LIVINGFLAME.CO.NZ

+64 9 622 1148

INFO@LIVINGFLAME.CO.NZ

343B CHURCH STREET, PENROSE, AUCKLAND