









BASIC REMOTE CONTROL OPERATION

FUNCTION	COMBINATION OF BUTTONS	DESCRIPTION
ACTIVATE THE REMOTE CONTROL		Push any button once.
TURN ON THE FIREPLACE		Push two buttons in the same time.
DECREASE THE FLAME		Press the button to decrease the flame. (1-15 levels)
INCREASE THE FLAME		Press the button to increase the flame. (1-15 levels)
TURN OFF THE EDGE SECTION		Press and hold the “≡” button and then press the “v” button once.
TURN ON THE EDGE SECTION		Press and hold the “≡” button and then press the “^” button once.
RESTART AFTER THE “RESET” MESSAGE APPEARS		Push two buttons in the same time.
TURN OFF THE FIREPLACE		Push the “U” button once.

Advanced functions of the remote control are described in the instruction manual.